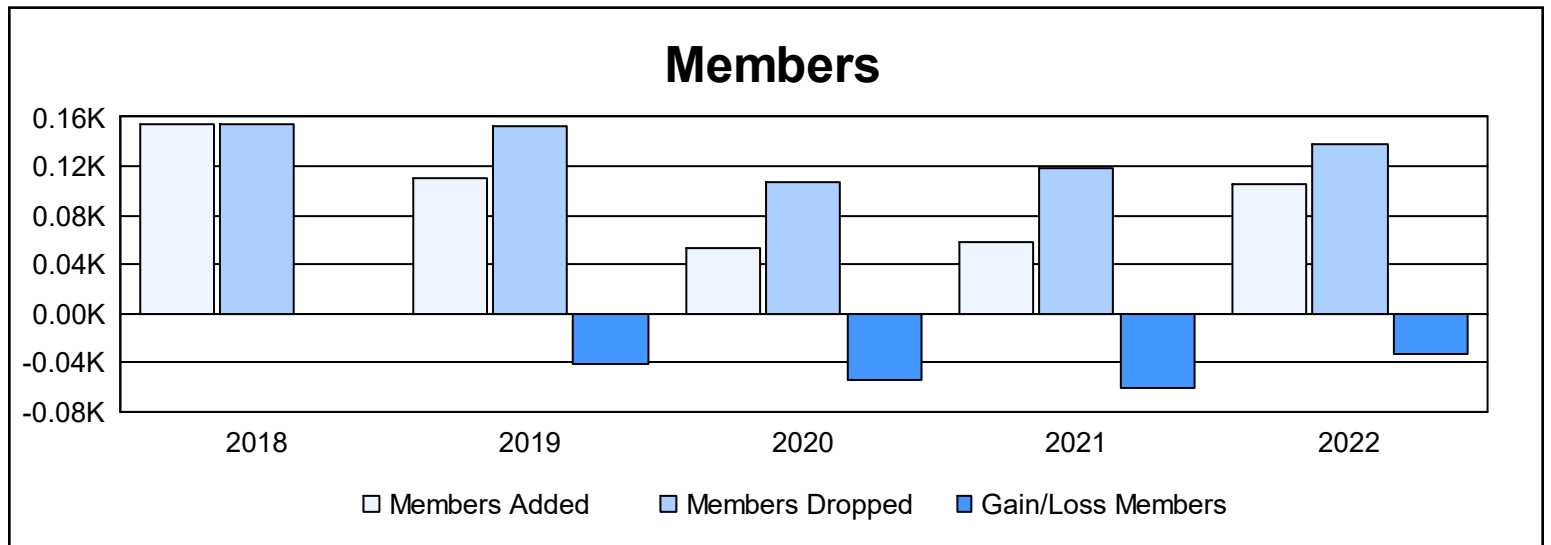
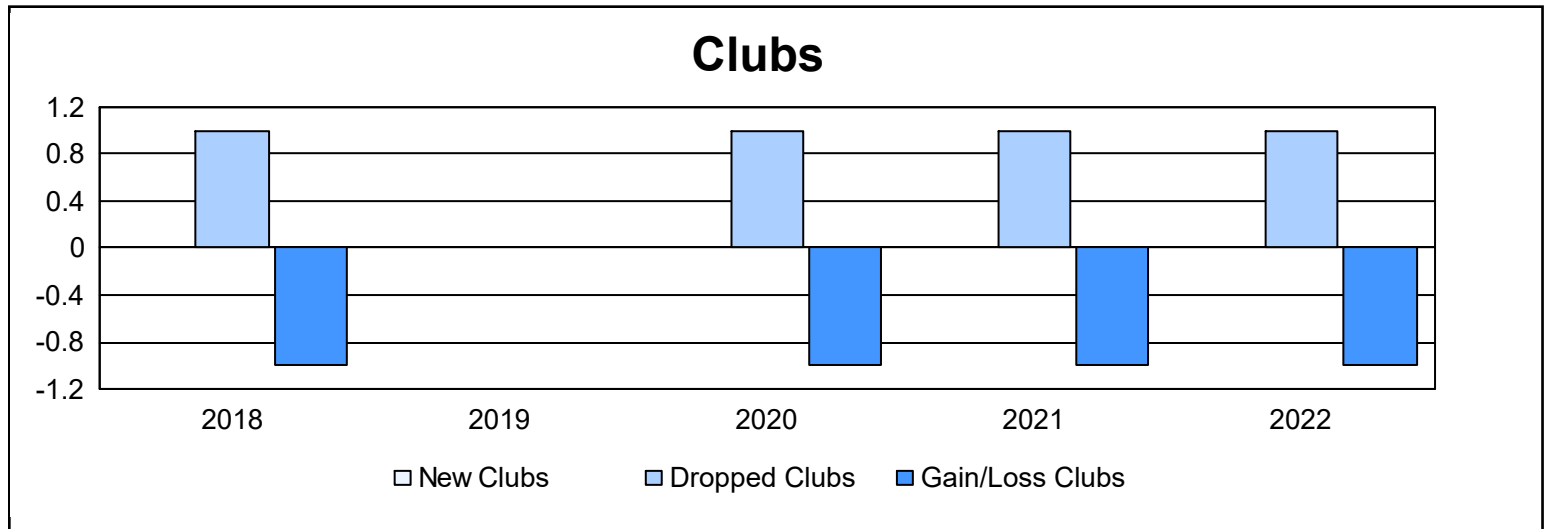
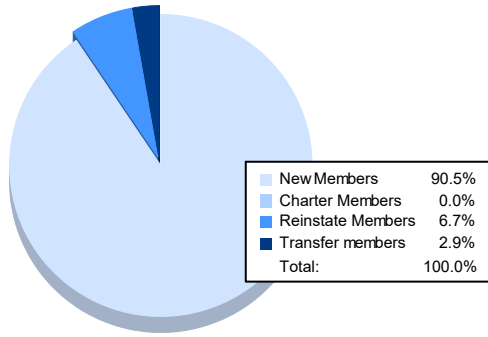


Year	New Clubs	Dropped Clubs	Gain/ Loss Clubs	New Members	Charter Members	Reinstate Members	Transfer Members	Total Member Added	Total Members Dropped	Gain/ Loss Members
2017-2018	0	1	-1	135	1	8	10	154	154	0
2018-2019	0	0	0	95	0	9	7	111	153	-42
2019-2020	0	1	-1	49	0	4	0	53	107	-54
2020-2021	0	1	-1	52	0	5	1	58	118	-60
2021-2022	0	1	-1	95	0	7	3	105	138	-33
<b>Average</b>	<b>0</b>	<b>1</b>	<b>-1</b>	<b>85</b>	<b>0</b>	<b>7</b>	<b>4</b>	<b>96</b>	<b>134</b>	<b>-38</b>



### Membership Composition June 2022 Cumulative



### Gender Composition June 2022 Cumulative

